

Open Source Software

from a maintainer perspective

In this talk

Your role as a maintainer

Build towards a healthy community

Promote your work

Sponsoring

** Examples are based on GitHub as source control.*

About me

I'm Danny van der Sluijs

- Technical lead at 

- OSS enthusiast and contributor

- Maintainer of  

- Lego fan and home chef



Show of hands

Who uses open-source software?

Who has contributed to open-source software?

Who has maintained open-source software?

From idea to code for everyone

Well, ahh... the sources are publicly available on GitHub.

Everyone can download it and send me a perfect pull request! I'm done.



Your role as maintainer



Warning: users can be rude

Thread

23 Dec 2024 at 7:05 AM

hi ,
my this pr is not reviewed by last 2 weeks , kindly review it
(edited)

4 replies

23 Dec 2024 at 9:17 AM

Please remember that this organization is run by volunteers.
Thank you for submitting a PR. We will get to it.

42m

We are experiencing a similar issue:
[redacted]

Could you give an update about the progress of fixing this bug?

12m

Could you give an update about the progress of fixing this bug?

This is open-source software. Unless someone volunteers to fix it, there won't be any progress. It's in your own power to fix this bug.

opened on May 20, 2019 · edited by [redacted]

My installation log isn't for advertising space. If you want donations, please do the right thing and promote yourself in places where appropriate. My logs are long enough as it is without this.

The right thing to do is to remove it.

EDIT: An unmaintained fork is available: [redacted]

200 635 6 41 12

opened last week

This project is cancer should die .

41 3 1

Luckily kindness exists

unultrun yesterday

Sorry for the mere "I agree" comment, but at least I'd like to stress out the security perspective here. Adding a rather unknown and unmaintained library, that adds a transitive dependency that is also unknown and unmaintained, could be interpreted as one step in a supply chain attack. So I'd also be grateful if you could reconsider. Thanks very much!

(please note that this isn't about any concrete mistrust on you or the library authors, more about the general security, so I developed a solid level of paranoia")

5

unultrun commented 41 minutes ago • edited

You've done some great work in the past days/weeks, thanks! Tried to merge, resolved conflicts, but ran into some issues. Could you check them? Did the merge based on your work in the previous PR's I just merged.

Member

unultrun 12 hours ago

Thank you for your work!

Sending hugs to Log4J people. This must be an extraordinarily shitty Friday for them.

Responsibilities





Build towards a healthy community

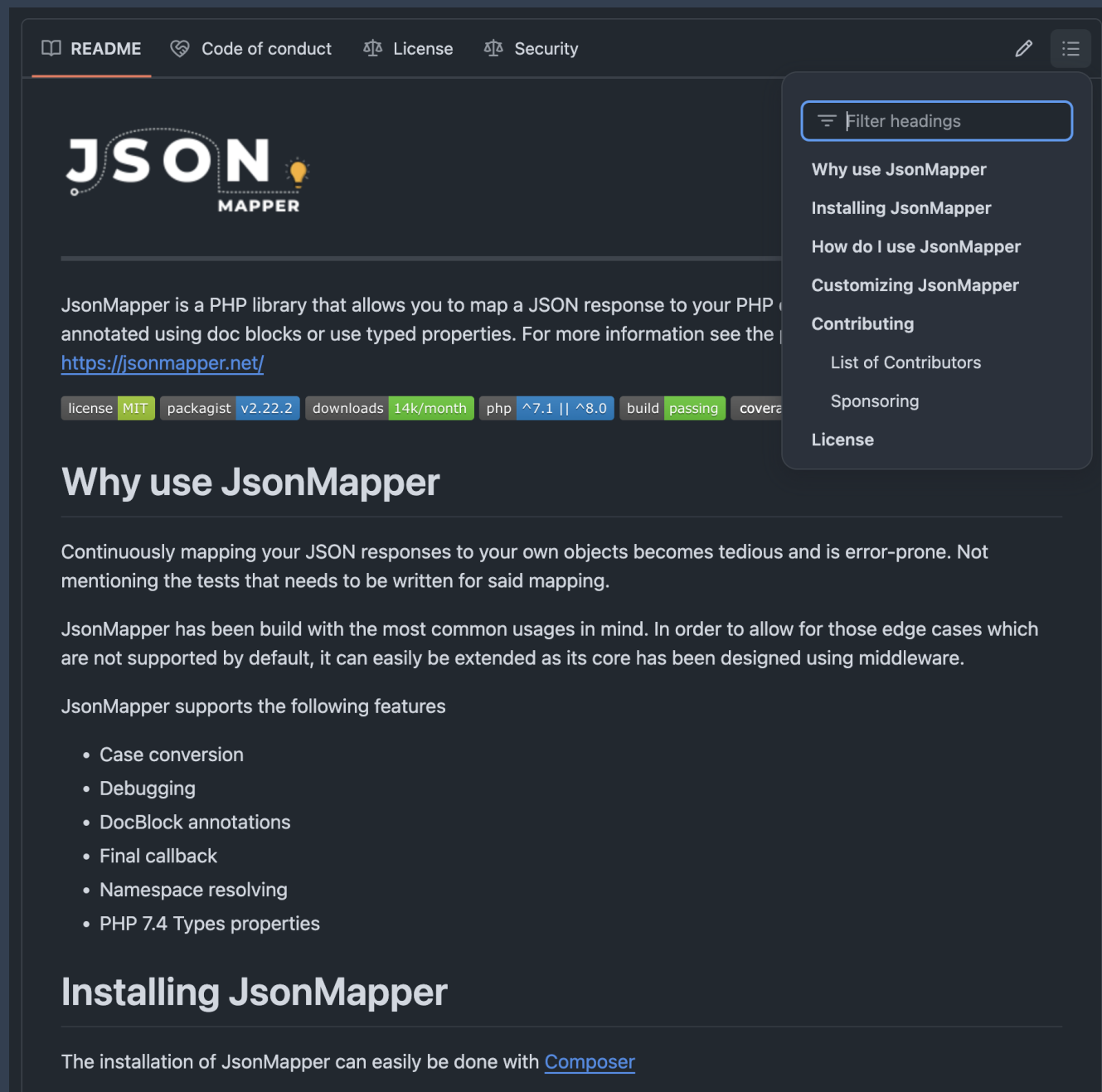
Well known files

The image shows a code editor interface with a file explorer on the left and a README.md file open on the right. The file explorer lists various files and folders, with README.md selected. The README.md content is as follows:

```
1 # Well known files
2
3 Welcome to the Well-known files project. This repository contains all well-known files you could find
4 in a GitHub repository.
5
6 # Introduction
7 Besides code being tracked in a repository you typically find files which are
8 for documentation purposes. They explain something such as how to get started
9 , how to contribute or how to report security concerns.
10
11 These files usually are named in uppercase with and optional extension written
12 in lowercase, e.g. `README.md` or `LICENSE`.
13
14 # Table of contents
15 - [Acknowledgements](#acknowledgements)
16 - [Authors](#authors)
17 - [Changelog](#changelog)
18 - [Citation](#citation)
19 - [Cname](#cname)
20 - [Code of conduct](#code-of-conduct)
21 - [Code owners](#code-owners)
22 - [Contributing](#contributing)
23 - [Contributors](#contributors)
24 - [Dependabot](#dependabot)
25 - [Funding](#funding)
26 - [Governance](#governance)
27 - [Issue templates](#issue-templates)
28 - [License](#license)
29 - [Pull request template](#pull-request-template)
30 - [Readme](#readme)
```

README.md

- What does it do
- How to get started
- Tap into recognition
 - Logo
 - Badges
 - Headers
 - Links



The screenshot shows the GitHub README for the JsonMapper project. At the top, there are navigation links for README, Code of conduct, License, and Security. The main heading is "JSON MAPPER" with a logo. Below the heading, there is a description of the library and a link to the project website. A row of badges shows the license (MIT), version (v2.22.2), download rate (14k/month), PHP compatibility (7.1-8.0), build status (passing), and coverage. The main content is divided into sections: "Why use JsonMapper" and "Installing JsonMapper". A table of contents overlay is visible on the right side of the page, listing the following sections: "Why use JsonMapper", "Installing JsonMapper", "How do I use JsonMapper", "Customizing JsonMapper", "Contributing", "List of Contributors", "Sponsoring", and "License".

README Code of conduct License Security

JSON MAPPER

JsonMapper is a PHP library that allows you to map a JSON response to your PHP objects annotated using doc blocks or use typed properties. For more information see the <https://jsonmapper.net/>

license MIT packagist v2.22.2 downloads 14k/month php ^7.1 || ^8.0 build passing coverage

Why use JsonMapper

Continuously mapping your JSON responses to your own objects becomes tedious and is error-prone. Not mentioning the tests that needs to be written for said mapping.

JsonMapper has been build with the most common usages in mind. In order to allow for those edge cases which are not supported by default, it can easily be extended as its core has been designed using middleware.

JsonMapper supports the following features

- Case conversion
- Debugging
- DocBlock annotations
- Final callback
- Namespace resolving
- PHP 7.4 Types properties

Installing JsonMapper

The installation of JsonMapper can easily be done with [Composer](#)

- Filter headings
- Why use JsonMapper
- Installing JsonMapper
- How do I use JsonMapper
- Customizing JsonMapper
- Contributing
 - List of Contributors
- Sponsoring
- License

LICENSE.md

- A license protects you!
- Most common ones are: MIT, GNU GPLv3, Apache 2.0
- <https://choosealicense.com>

[Home](#) / [Licenses](#)

MIT License

A short and simple permissive license with conditions only requiring preservation of copyright and license notices. Licensed works, modifications, and larger works may be distributed under different terms and without source code.

Permissions

- Commercial use
- Distribution
- Modification
- Private use

Conditions

- License and copyright notice

Limitations

- Liability
- Warranty

GitHub issue

Create new issue


Add a title *

Add a description

Write Preview

H B I | ☰ <> 🔗 | ☰ ☰ ☰ | @ ↗ ↶ ↷

Type your description here...

 Paste, drop, or click to add files

Create more

GitHub issue templates

```
Preview Code Blame 64 lines (64 loc) · 1.74 KB
1 name: Bug Report
2 description: File a bug report.
3 title: "[Bug]: "
4 labels: ["bug", "triage"]
5 projects: ["octo-org/1", "octo-org/44"]
6 assignees:
7   - octocat
8 body:
9   - type: markdown
10     attributes:
11       value: |
12         Thanks for taking the time to fill out this bug report!
13   - type: input
14     id: contact
15     attributes:
16       label: Contact Details
17       description: How can we get in touch with you if we need more info?
18       placeholder: ex. email@example.com
19     validations:
20       required: false
21   - type: textarea
22     id: what-happened
23     attributes:
24       label: What happened?
25       description: Also tell us, what did you expect to happen?
26       placeholder: Tell us what you see!
27       value: "A bug happened!"
28     validations:
29       required: true
30   - type: dropdown
31     id: version
32     attributes:
33       label: Version
34       description: What version of our software are you running?
35       options:
36         - 1.0.2 (Default)
37         - 1.0.3 (Edge)
38       default: 0
39     validations:
40       required: true
```



Create new issue

Add a title *

Thanks for taking the time to fill out this bug report!

Contact Details

How can we get in touch with you if we need more info?

What happened?

Also tell us, what did you expect to happen?

Write Preview H B I @

A bug happened!

Paste, drop, or click to add files

Version

What version of our software are you running?

1.0.2 (Default) ▾

What browsers are you seeing the problem on?

None ▾

Relevant log output

Please copy and paste any relevant log output. This will be automatically formatted into code, so no need for backticks.

Code of Conduct

By submitting this issue, you agree to follow our [Code of Conduct](#).

I agree to follow this project's Code of Conduct

Create more

Multiple templates



Dec 21, 2023


ma
pen


ISC
d o


y c
ope


e t
pen

Create new issue  

Bug Report 
Create a report to help us improve

Feature request 
Suggest an idea for this project

Report a security vulnerability 
Please review our security policy for more details

Community Support 
Please ask and answer questions here.

You can now add issue types to your forms and templates! [Edit templates](#)

GitHub Pull Request templates

```
Preview Code Blame 46 lines (34 loc) · 1.64 KB
1 <!--
2 For Work In Progress Pull Requests, please use the Draft PR feature,
3 see https://github.blog/2019-02-14-introducing-draft-pull-requests/ for furth
4
5 Before submitting a Pull Request, please ensure you've done the following:
6 - 📖 Read the Contributing Guide: https://developers.fore.com/contributing-g
7 - 📖 Read the Code of Conduct: https://github.com/forem/forem/blob/main/CODE_
8 - 🧑 Create small PRs. In most cases this will be possible.
9 - ✅ Provide tests for your changes.
10 - 📄 Use descriptive commit messages.
11 - 📸 Update any related documentation and include any relevant screenshots.
12 -->
13
14 ## What type of PR is this? (check all applicable)
15
16 - [ ] Refactor
17 - [ ] Feature
18 - [ ] Bug Fix
19 - [ ] Optimization
20 - [ ] Documentation Update
21
22 ## Description
23
24 ## Suggested changelog description
25
26 ## Related Tickets & Documents
27
28 <!--
29 For pull requests that relate or close an issue, please include them
30 below. We like to follow [Github's guidance on linking issues to pull requests](h
31
32 For example having the text: "closes #1234" would connect the current pull
33 request to issue 1234. And when we merge the pull request, Github will
34 automatically close the issue.
35 -->
36
37 - Related Issue #
38 - Closes #
39
40 ## QA Instructions, Screenshots, Recordings
41
42 _Please replace this line with instructions on how to test your changes, a note
43 on the devices and browsers this has been tested on, as well as any relevant
44 images for UI changes._
45
46 ## [optional] How has this been tested?
```



Add a title

Test

Add a description

Write Preview

<!--
For Work In Progress Pull Requests, please use the Draft PR feature,
see https://github.blog/2019-02-14-introducing-draft-pull-requests/ for further details.

Before submitting a Pull Request, please ensure you've done the following:
- 📖 Read the Contributing Guide: https://developers.fore.com/contributing-guide/forem#create-a-pull-request
- 📖 Read the Code of Conduct: https://github.com/forem/forem/blob/main/CODE_OF_CONDUCT.md
- 🧑 Create small PRs. In most cases this will be possible.
- ✅ Provide tests for your changes.
- 📄 Use descriptive commit messages.
- 📸 Update any related documentation and include any relevant screenshots.
-->

What type of PR is this? (check all applicable)

- [] Refactor
- [] Feature
- [] Bug Fix
- [] Optimization
- [] Documentation Update

Description

Related Tickets & Documents

📄 Markdown is supported Paste, drop, or click to add files

Create pull request









Automations



All checks have passed

15 successful checks



- ✓  Continuous Integration / CI (8.1, highest, false) (pull_request) Successful in 14s ...
- ✓  Continuous Integration / CI (8.2, highest, false) (pull_request) Successful in 14s ...
- ✓  Continuous Integration / CI (8.3, highest, false) (pull_request) Successful in 15s ...
- ✓  Continuous Integration / CI (8.4, highest, false) (pull_request) Successful in 15s ...
- ✓  PHP Lint / Lint (7.2) (pull_request) Successful in 15s ...
- ✓  PHP Lint / Lint (latest) (pull_request) Successful in 11s ...
- ✓  PHPStan / PHPStan (pull_request) Successful in 19s ...
- ✓  Style Check / Style Check (pull_request) Successful in 17s ...

GitHub actions - Welcome new contributors



DannyvdSluijs opened 11 minutes ago




No description provided.

Create sub-issue



github-actions 6 minutes ago



 [@DannyvdSluijs](#), thanks for your contribution! Every idea, bug report, and discussion helps make this project better. Your input is invaluable, and we appreciate the time you took to share it. A maintainer will review it soon—stay awesome! 💡 ✨

★ Enjoying contributing? Star the project! ★ Your contributions help this project grow, and we'd love your support in another way too! If you find this repo helpful, consider leaving a star 🌟 on GitHub.



GitHub Actions - Problem matchers

```
17 There was 1 failure:
18
19 1) DannyvdSluijs\PrivatePlayground\Tests\
20 Failed asserting that true is false.
21
22 Error: /home/runner/work/private-playgrou
23
24 FAILURES!
25 Tests: 1, Assertions: 1, Failures: 1.
26 Error: Process completed with exit code 1
```

✘ Run phpcs

```
1 ▶ Run ./vendor/bin/phpcs -q --report=check
8 Error: Missing file doc comment
9 Error: Missing doc comment for class Bool
10 Error: Missing doc comment for function _
11 Error: The closing parenthesis and the op
12 Error: Process completed with exit code 1
```




```
10      12      {
✘ Check failure on line 12 in src/Boolean.php
GitHub Actions / PHP 8.4
The closing parenthesis and the opening brace of a multi-line
```

```
18 + self::assertFalse($sut->
✘ Check failure on line 18 in tests/BooleanTest.php
GitHub Actions / PHP 8.4
Failed asserting that true is false.
```

Versioning

- To avoid others running into BC-issues, follow semantic versioning (MAJOR.MINOR.PATCH)
 - Ask affected version in bug reports
 - Keeping a changelog can help your future self and others.
-



**Promote
your work**

Spread the word

- Package manager
- Co-workers / Friends / Meetup / Conferences
- Social Media / Reddit / Stack Overflow
- Website / Blog

Don't wait for feedback, collect it.

Social media

- Claim your project
 - Different networks can be your outpost
 - Add them to your GitHub organisation settings
 - Repository social preview
-

Website/Blog using static site generator

```
hydephp.com / _docs / architecture-concepts / architecture-concepts.md

github-actions Merge pull request #1836 from hydephp/update-markdown-formatting

Preview Code Blame 27 lines (19 loc) · 1.37 KB

1 ---
2 navigation:
3   label: Introduction
4   priority: 50
5 ---
6
7 # Advanced Architecture Concepts
8
9 ## Introduction
10
11 These chapters are written for power users and package contributors. If you're
12 you can safely skip this section. The documentation here will cover advanced to
13 the reader has a basic to intermediate understanding of programming, as well as
14 and to some extent Laravel, as the articles are heavily driven by code examples
15
16 You are of course free to skip this entire section, as you don't need to know t
17 However, if you want to know the "magic" behind Hyde, or if you want to take ad
18 then by all means, please read on! This is also a great place to start if you w
19
20 >info For a high-level overview of these concepts, see the [Basic Architecture
21
22 ## Behind the Magic
23
24 Want to learn more about a particular feature? Click on the links below to visi
25
26 [//]: # (This would be better suited for a component, but it's a fun experiment
27 [Blade]: <ul>@foreach(glob(DocumentationPage::path('architecture-concepts/*.md'
```



HydePHP Docs

- Getting Started
- Creating Content
- Digging Deeper
- Advanced Features
- Architecture Concepts
 - Introduction
 - Introduction
 - Behind the Magic
 - Autodiscovery
 - Automatic Routing
 - Dynamic Data Discovery
 - Page models
 - The HydeKernel
 - The Extensions API
- Extensions & Integrations

Advanced Architecture Concepts

Introduction

These chapters are written for power users and package contributors. If you're just looking to get a site up and running, you can safely skip this section. The documentation here will cover advanced topics under the presumption that the reader has a basic to intermediate understanding of programming, as well as PHP, object-oriented design, and to some extent Laravel, as the articles are heavily driven by code examples.

You are of course free to skip this entire section, as you don't need to know these things to use Hyde. However, if you want to know the "magic" behind Hyde, or if you want to take advantage of these powerful tools, then by all means, please read on! This is also a great place to start if you want to contribute to the source code.

For a high-level overview of these concepts, see the [Basic Architecture Concepts](#) page.

Behind the Magic

Want to learn more about a particular feature? Click on the links below to visit the article.

- [Architecture Concepts](#)
- [Autodiscovery](#)
- [Automatic Routing](#)
- [Dynamic Data Discovery](#)
- [Extensions api](#)
- [Page Models](#)
- [The Hydekernel](#)

Edit Page

- Generators: HydePHP, Jekyll
- Hosting: GitHub pages, Netlify, Vercel

Your personal profile



Danny
DannyGHT

Follow

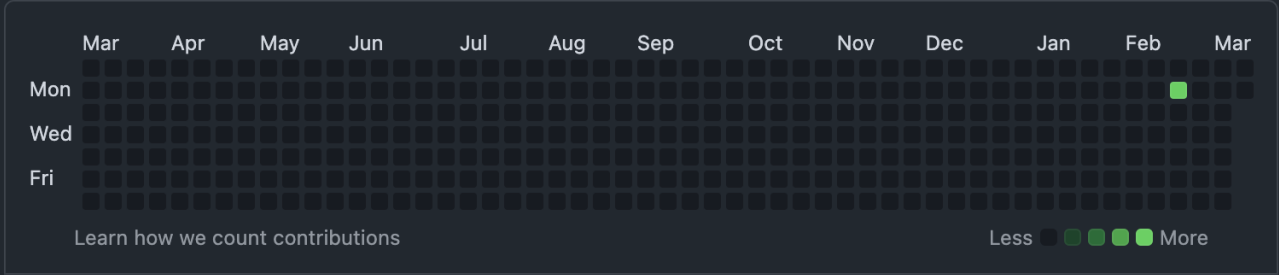
 Joined 3 weeks ago
[Block or Report](#)

Popular repositories

DannyGHT doesn't have any public repositories yet.

2 contributions in the last year

2025



Contribution activity

March 2025

DannyGHT has no activity yet for this period.

[Show more activity](#)

Your personal profile



Danny van der Sluijs

DannyvdSluijs

Maintainer of JsonMapper; Tech Lead at Infi

Edit profile

Sponsors dashboard

👤 33 followers · 69 following

📄 @infi-nl

DannyvdSluijs / README.md



Hi there 🙋

My name is Danny van der Sluijs, and I am a Technical Lead at [Infi](#) and Maintainer of [JsonMapper](#) who likes contributing to open source ✨.

To help out with the open source community there are some project I contribute to and/or manage:

- [JsonMapper](#)
- [JSON Schema for PHP](#)
- [Exact PHP Client](#)
- [Laravel Mail CSS Inliner](#)

If one of those open source projects is critical for your business, [please consider supporting my work with your sponsoring](#) 💖

🔭 Check out what I'm currently working on

- [jsonrainbow/json-schema](#) (3 days ago)
- [DannyvdSluijs/ExactOnlineRestApiReference](#) (4 days ago)
- [DannyvdSluijs/DannyvdSluijs.github.io](#) (1 week ago)
- [picqer/exact-php-client](#) (1 week ago)
- [sourcemeta/learnjsonschema.com](#) (1 week ago)
- [myclabs/php-enum](#) (2 weeks ago)
- [fedeiasas/laravel-mail-css-inliner](#) (2 weeks ago)

Getting help

Platforms



Dribbble

upwork

fiverr.

Tooling

OpenAI

stability.ai

Gemini



Adobe Express

Merchandise

STICKER APP



Drukwerkdeal

SHIRT UP!



Sponsoring



Sponsoring options

- **GitHub sponsors:** This requires a first time set up your account for sponsoring and add a `.github/FUNDING.yml` to your project(s) or GitHub profile. People can sponsor money
 - **Buymeacoffee:** Comparable to GitHub sponsors
 - **JetBrains:** Sponsors projects with a license for all their products, requires your project meets the criteria of OSS
 - **GitHub:** Copilot pro for free if you qualify
 - **Employer:** They can sponsor time to work on your project
-

Recap

- Discover your role
 - Keep your sanity
 - Build towards a healthy community
 - Promote your work
 - Attract sponsors
-



Questions

Resources

- <https://github.com/DannyvdSluijs/well-known-files>
 - <https://choosealicense.com>
 - <https://docs.github.com>
 - <https://hydephp.com>
 - <https://github.com/sponsors/accounts/>
 - <https://www.jetbrains.com/community/opensource/>
 - <https://stickerapp.com>
 - <https://fiverr.com/>
 - <https://opensource.guide>
-

Contact



<https://github.com/DannyvdSluijs>



@EchteDanny



<https://dannyvandersluijs.nl>

Slides / Feedback



<https://joind.in/talk/03fd4>